

Level 1 GMTA Theory Test

Sample A

Student Name: Key

Date: _____

Teacher Name: _____

Local Association: _____

AURAL

Example:

Is the sound you hear loud or soft? Circle the roaring lion if you hear a loud sound.

Circle the quiet mouse if you hear a soft sound.



1. Is the sound you hear loud or soft? Circle the roaring lion if you hear a loud sound.

Circle the quiet mouse if you hear a soft sound.



2. Are the sounds you hear high or low? Circle the bird in the tree if you hear a high sound.

Circle the fish in the sea if you hear a low sound.



3. Do you hear fast sounds or slow sounds? Circle the rabbit if you hear fast sounds.

Circle the turtle if you hear slow sounds.



4. Are the patterns you hear the same or different? Circle the two kittens that look the same if you hear patterns that sound the same. Circle the two kittens that look different if the patterns you hear sound different.



WRITTEN

Example:

Circle the symbol that means to play the music again:



5. Circle the bass clef sign:



Student Name: _____


6. Circle the half note: 

7. Circle the quarter note. 

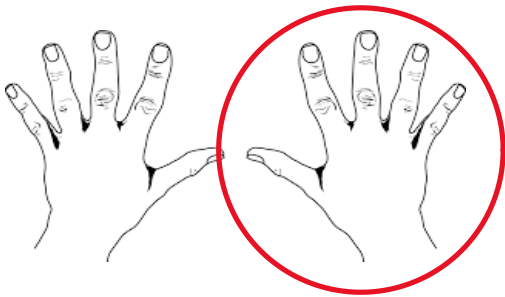
8. Circle the letter that goes in the blank: F G ___ B C

 D E

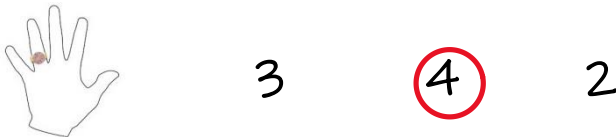
9. Circle the letter that goes in the blank: D E ___ G

 A C

10. Circle the right hand.



11. One of the fingers has a ring on it. What is that finger number?

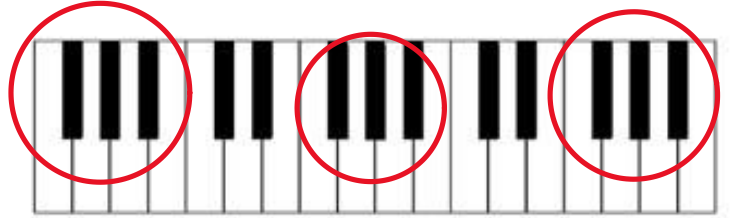


12. What finger is wearing a ring now?



Student Name: _____

13. Circle the sets of three black keys on this keyboard:



14. The arrow is pointing to a space in the music staff.
What number is this space? Circle the correct answer.



1

3

4

15. The arrow is pointing to a line in the music staff.
What number is this line? Circle the correct answer.




1

3

5

16. On the keyboard below, are the keys with an 'X' a step or a skip apart?
Circle the man stepping if they are a step apart or circle the man skipping if they are a skip apart.



17. Circle the name of the key with a star on it.



E

A

F

18. Circle the name of the key with a star on it.



F

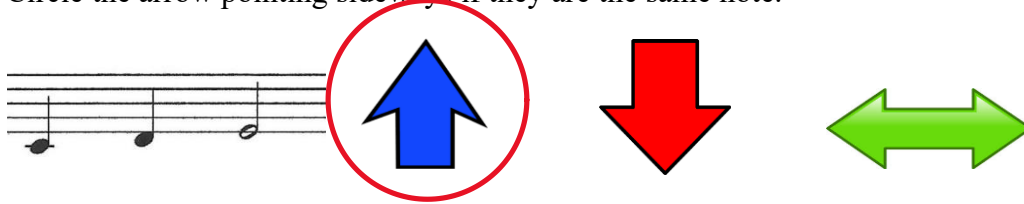
B

A

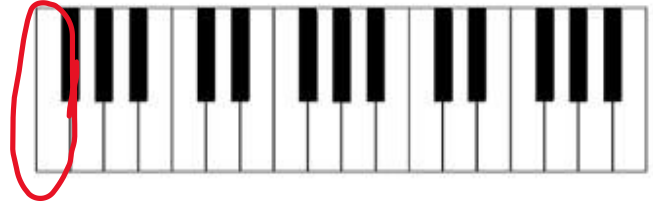
Student Name: _____

19. Are these notes going up or down or repeating?

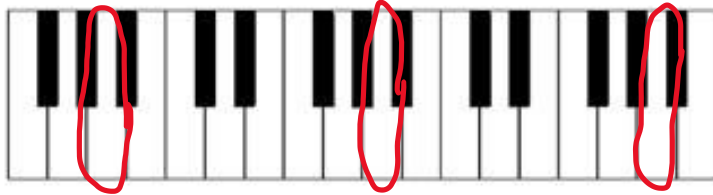
Circle the arrow pointing up if the notes are going up. Circle the arrow pointing down if they are going down. Circle the arrow pointing sideways if they are the same note.



20. Circle the key that makes the lowest sound on this keyboard.



21. Circle every "A" on this keyboard.



22. Circle every "C" on this keyboard.

